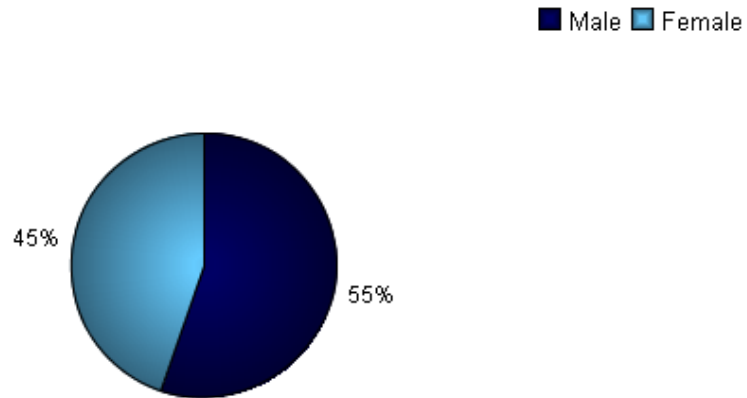


Parent Survey Summary

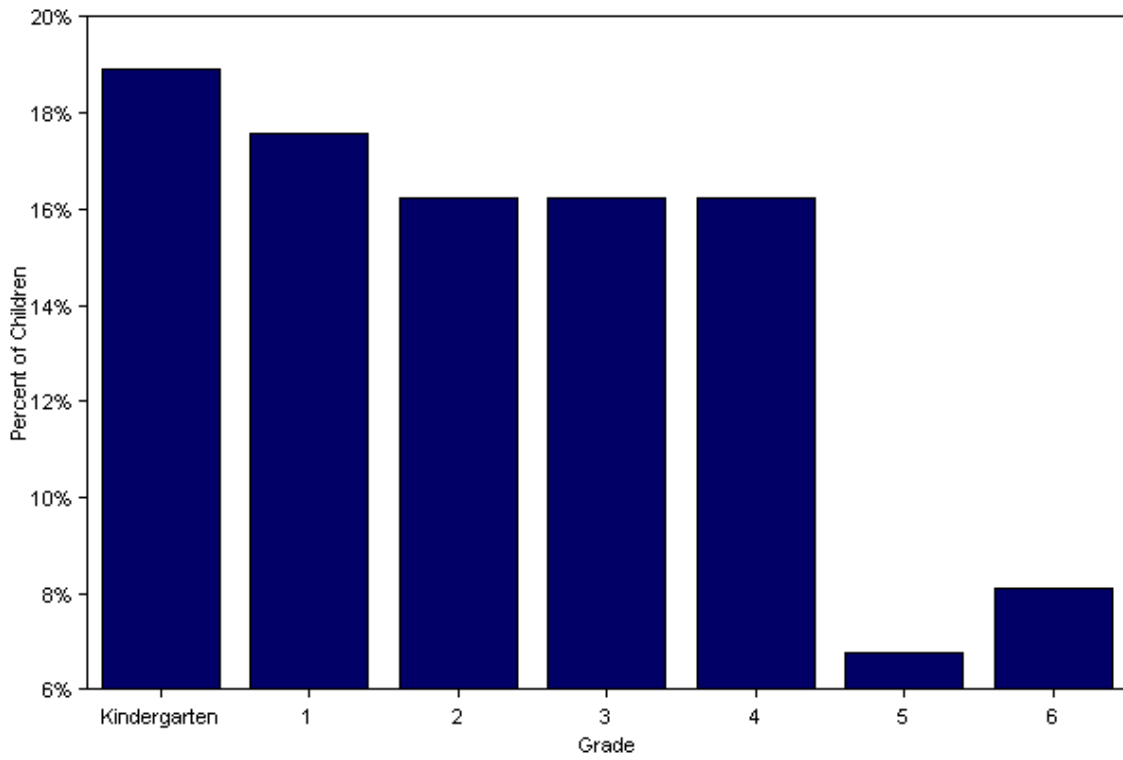
Program Name:	Ferrisburgh Elementary	Month and Year Collected:	October 2011
School Name:	Ferrisburgh Elementary	Set ID:	6714
School Enrollment:	208	Date Report Generated:	01/03/2012
Enrollment within Grades Targeted by SRTS Program:	208	Number of Questionnaires Analyzed for Report:	74
Number of Questionnaires Distributed:	208		

This report contains information from parents about their children's trip to and from school. The report also reflects parents' perceptions regarding whether walking and bicycling to school is appropriate for their child. The data used in this report were collected using the Survey about Walking and Biking to School for Parents form from the National Center for Safe Routes to School.

Sex of children for parents that provided information



Grade levels of children represented in survey

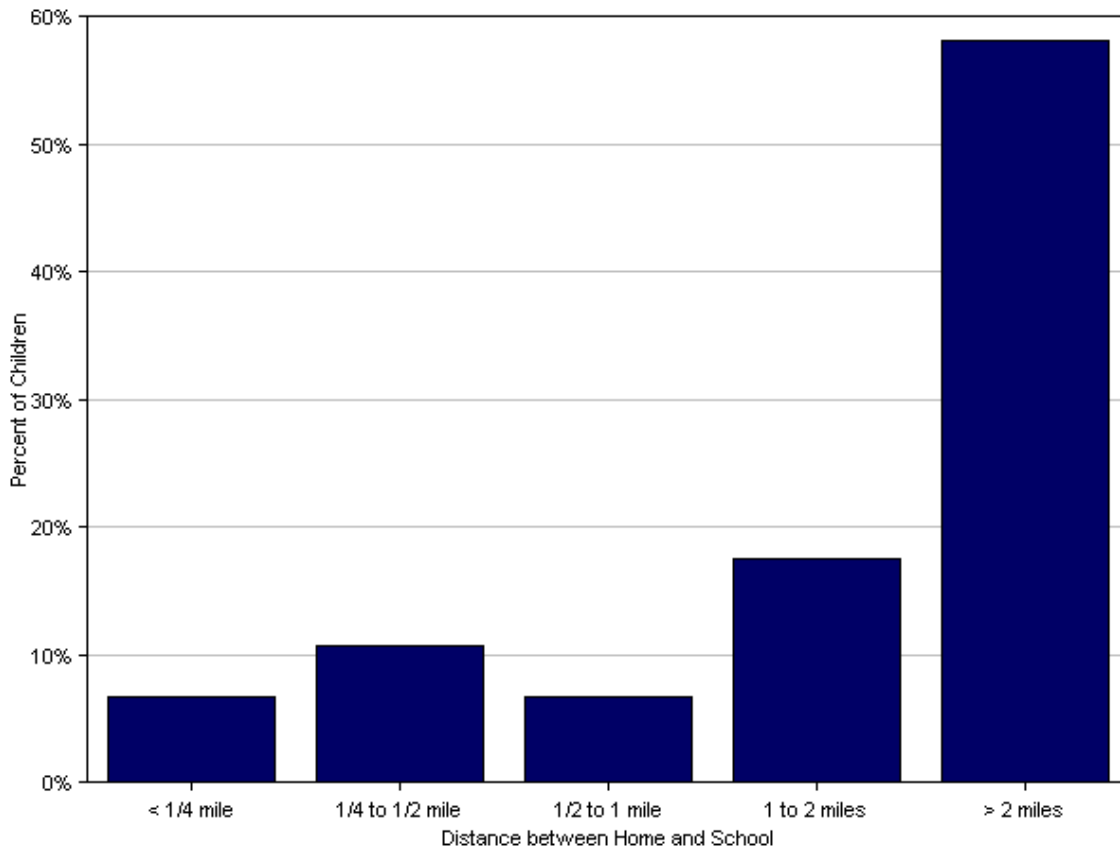


Grade levels of children represented in survey

Grade in School	Responses per grade	
	Number	Percent
Kindergarten	14	19%
1	13	18%
2	12	16%
3	12	16%
4	12	16%
5	5	7%
6	6	8%

No response: 0
 Percentages may not total 100% due to rounding.

Parent estimate of distance from child's home to school

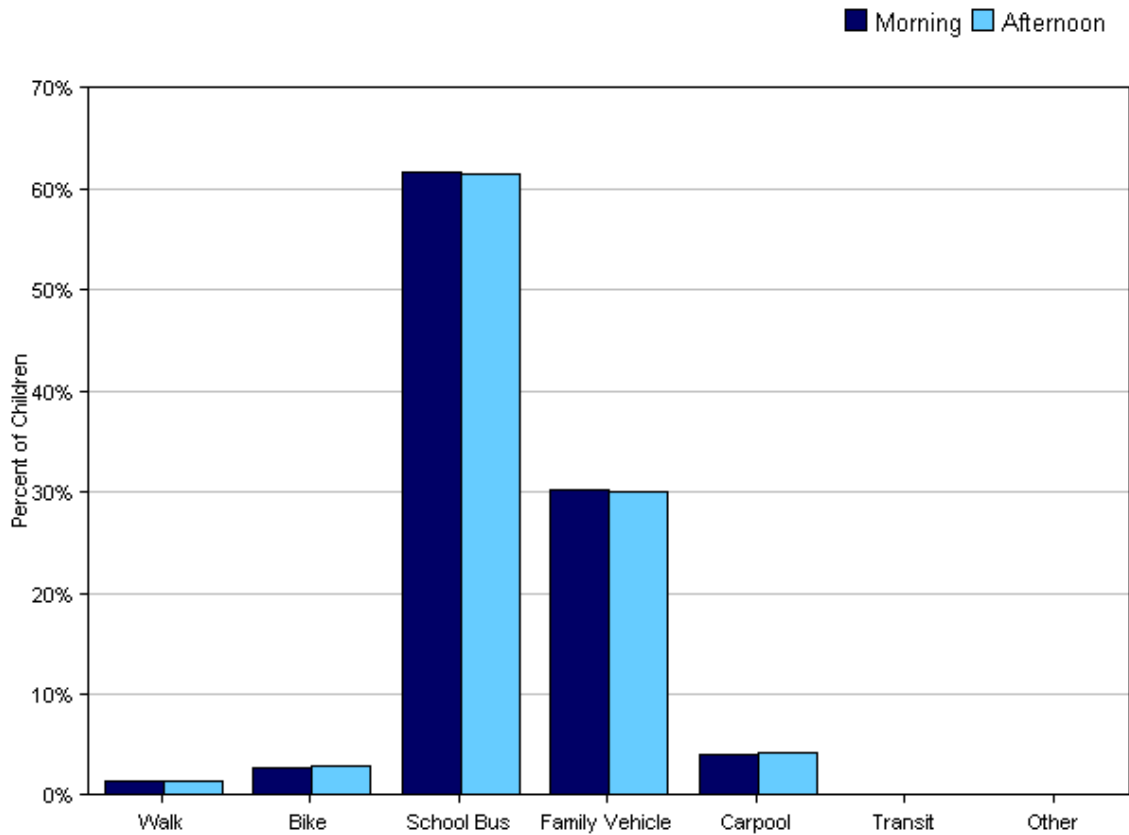


Parent estimate of distance from child's home to school

Distance between home and school	Number of children	Percent
Less than 1/4 mile	5	7%
1/4 mile up to 1/2 mile	8	11%
1/2 mile up to 1 mile	5	7%
1 mile up to 2 miles	13	18%
More than 2 miles	43	58%

Don't know or No response: 0
 Percentages may not total 100% due to rounding.

Typical mode of arrival at and departure from school



Typical mode of arrival at and departure from school

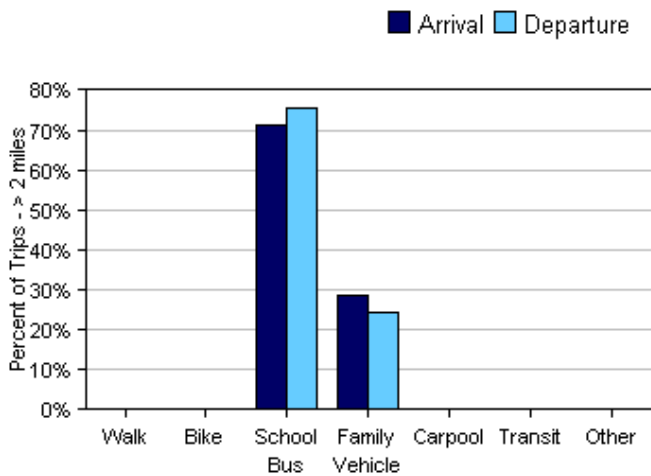
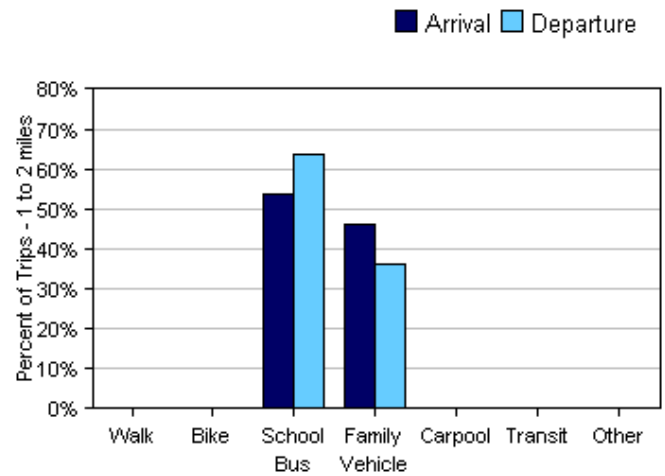
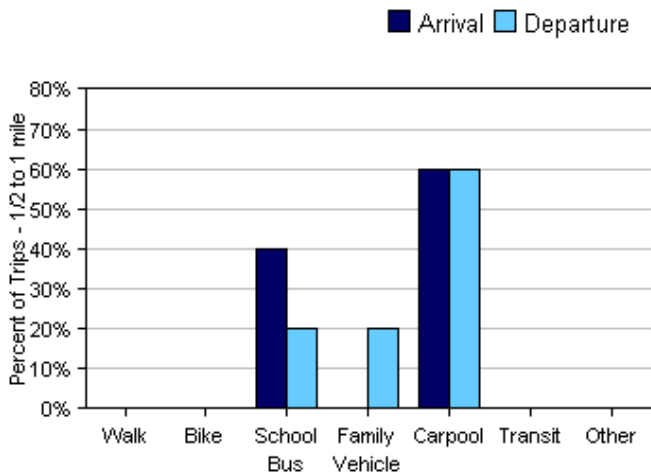
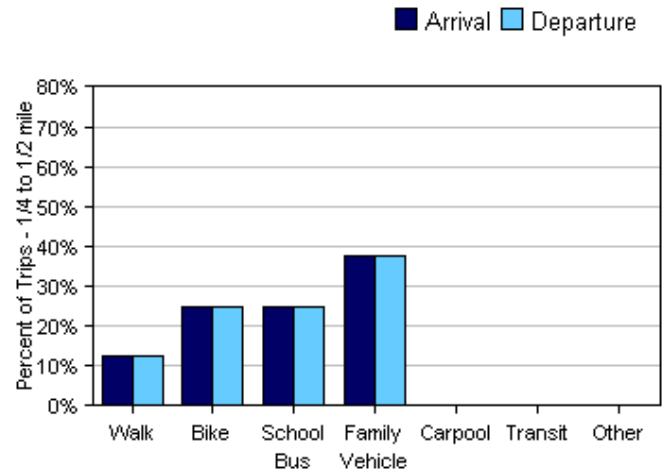
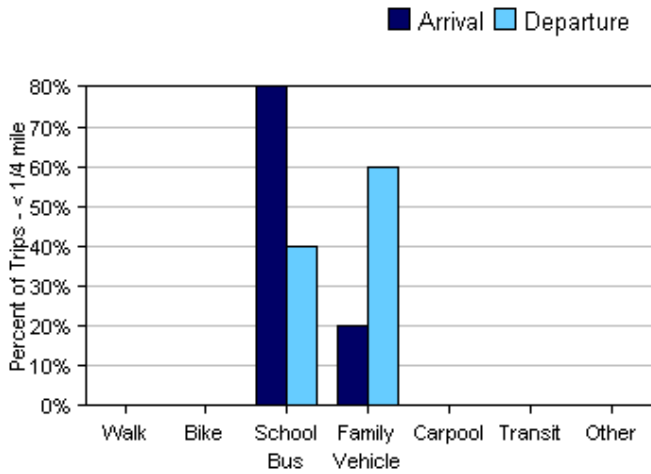
Time of Trip	Number of Trips	Walk	Bike	School Bus	Family Vehicle	Carpool	Transit	Other
Morning	73	1%	3%	62%	30%	4%	0%	0%
Afternoon	70	1%	3%	61%	30%	4%	0%	0%

No Response Morning: 1

No Response Afternoon: 4

Percentages may not total 100% due to rounding.

Typical mode of school arrival and departure by distance child lives from school



Typical mode of school arrival and departure by distance child lives from school

School Arrival

Distance	Number within Distance	Walk	Bike	School Bus	Family Vehicle	Carpool	Transit	Other
Less than 1/4 mile	5	0%	0%	80%	20%	0%	0%	0%
1/4 mile up to 1/2 mile	8	13%	25%	25%	38%	0%	0%	0%
1/2 mile up to 1 mile	5	0%	0%	40%	0%	60%	0%	0%
1 mile up to 2 miles	13	0%	0%	54%	46%	0%	0%	0%
More than 2 miles	42	0%	0%	71%	29%	0%	0%	0%

Don't know or No response: 1

Percentages may not total 100% due to rounding.

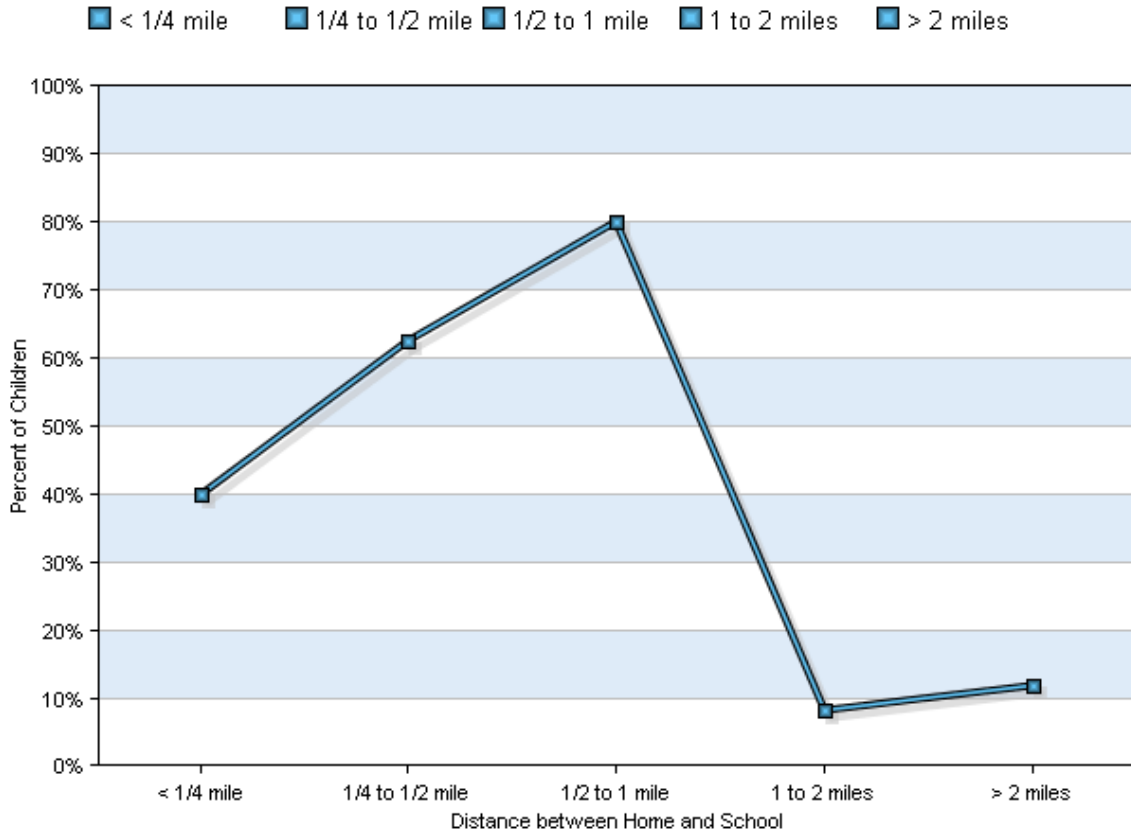
School Departure

Distance	Number within Distance	Walk	Bike	School Bus	Family Vehicle	Carpool	Transit	Other
Less than 1/4 mile	5	0%	0%	40%	60%	0%	0%	0%
1/4 mile up to 1/2 mile	8	13%	25%	25%	38%	0%	0%	0%
1/2 mile up to 1 mile	5	0%	0%	20%	20%	60%	0%	0%
1 mile up to 2 miles	11	0%	0%	64%	36%	0%	0%	0%
More than 2 miles	41	0%	0%	76%	24%	0%	0%	0%

Don't know or No response: 4

Percentages may not total 100% due to rounding.

Percent of children who have asked for permission to walk or bike to/from school by distance they live from school

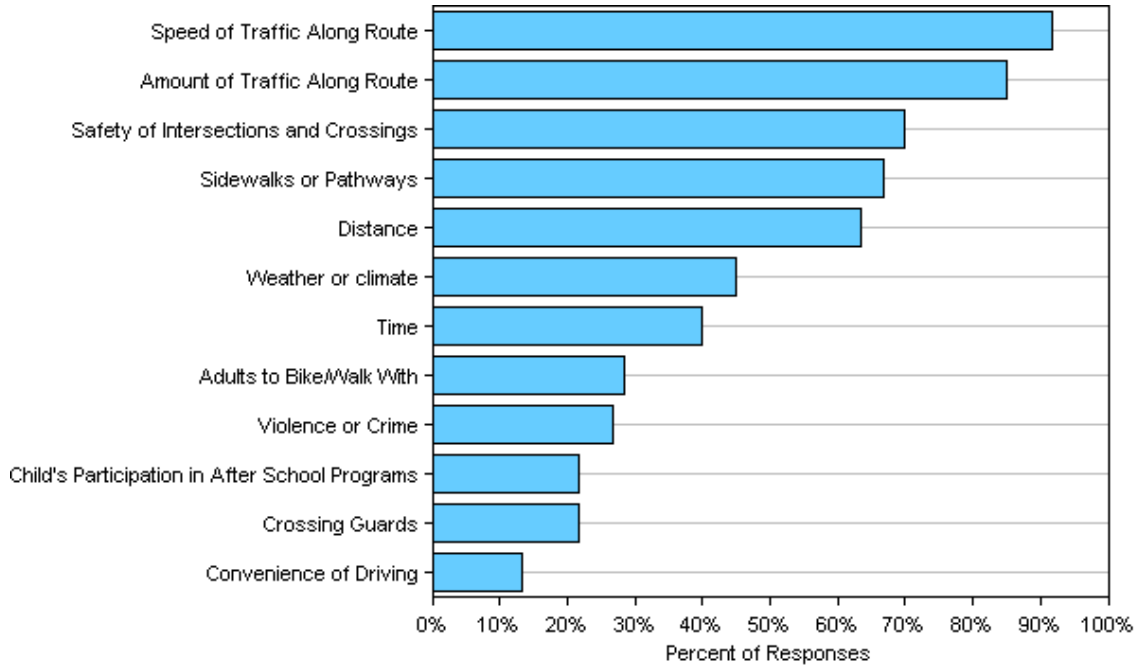


Percent of children who have asked for permission to walk or bike to/from school by distance they live from school

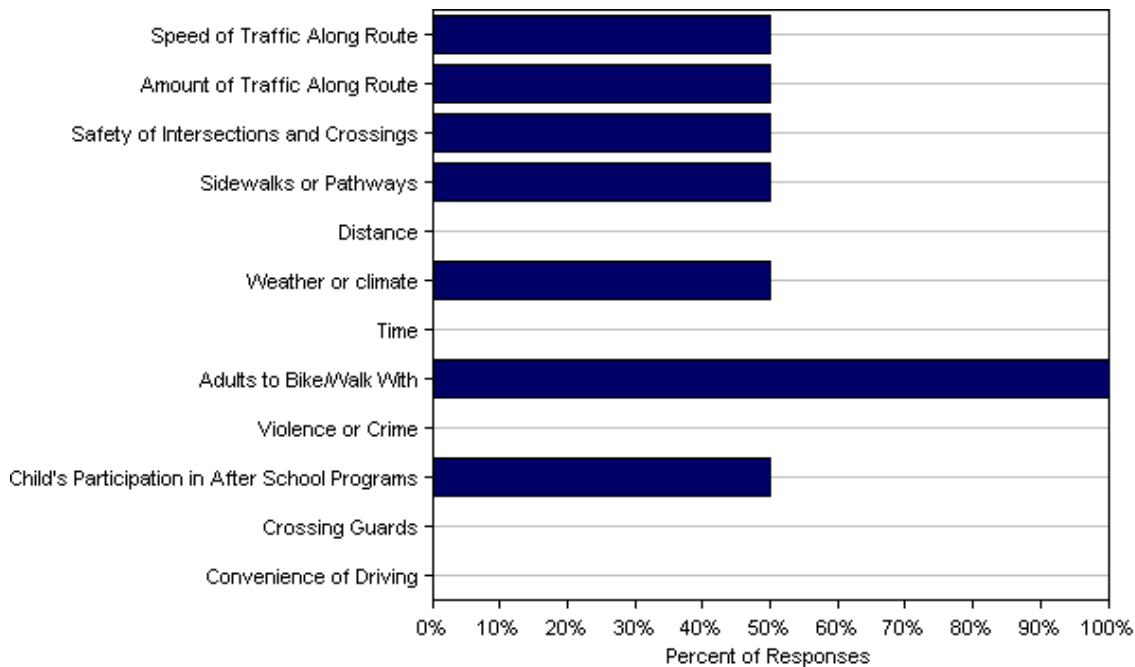
Asked Permission?	Number of Children	Less than 1/4 mile	1/4 mile up to 1/2 mile	1/2 mile up to 1 mile	1 mile up to 2 miles	More than 2 miles
Yes	17	40%	63%	80%	8%	12%
No	55	60%	38%	20%	92%	88%

Don't know or No response: 2
 Percentages may not total 100% due to rounding.

Issues reported to affect the decision to not allow a child to walk or bike to/from school by parents of children who do not walk or bike to/from school



Issues reported to affect the decision to allow a child to walk or bike to/from school by parents of children who already walk or bike to/from school



Issues reported to affect the decision to allow a child to walk or bike to/from school by parents of children who already walk or bike to/from school

Issue	Child does not walk/bike to school	Child walks/bikes to school
Speed of Traffic Along Route	92%	50%
Amount of Traffic Along Route	85%	50%
Safety of Intersections and Crossings	70%	50%
Sidewalks or Pathways	67%	50%
Distance	63%	0%
Weather or climate	45%	50%
Time	40%	0%
Adults to Bike/Walk With	28%	100%
Violence or Crime	27%	0%
Child's Participation in After School Programs	22%	50%
Crossing Guards	22%	0%
Convenience of Driving	13%	0%
Number of Respondents per Category	60	2

No response: 12

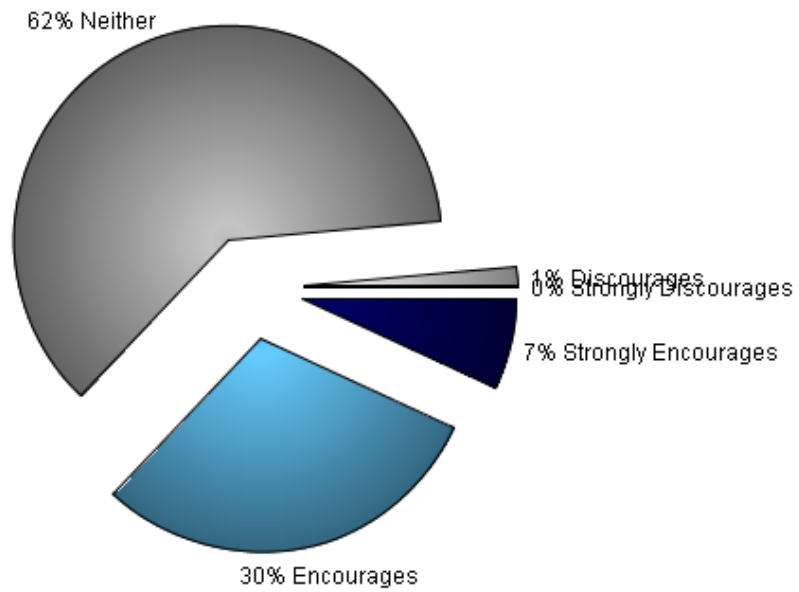
Note:

--Factors are listed from most to least influential for the 'Child does not walk/bike to school' group.

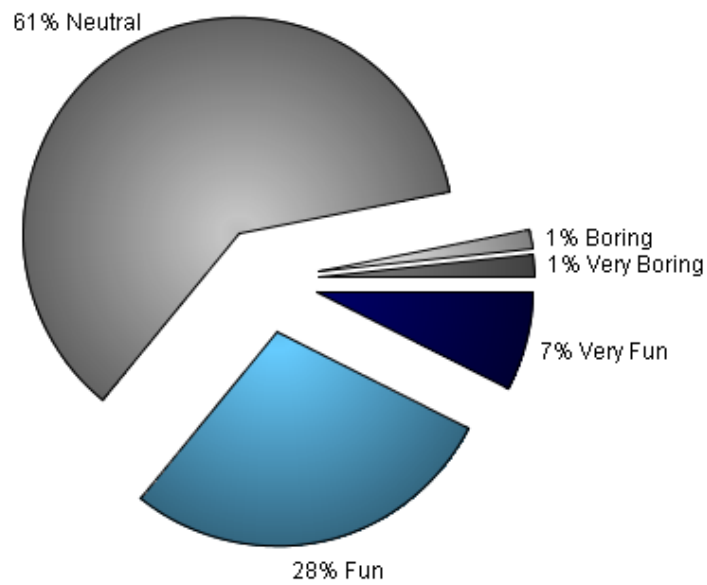
--Each column may sum to > 100% because respondent could select more than issue

--The calculation used to determine the percentage for each issue is based on the 'Number of Respondents per Category' within the respective columns (Child does not walk/bike to school and Child walks/bikes to school.) If comparing percentages between the two columns, please pay particular attention to each column's number of respondents because the two numbers can differ dramatically.

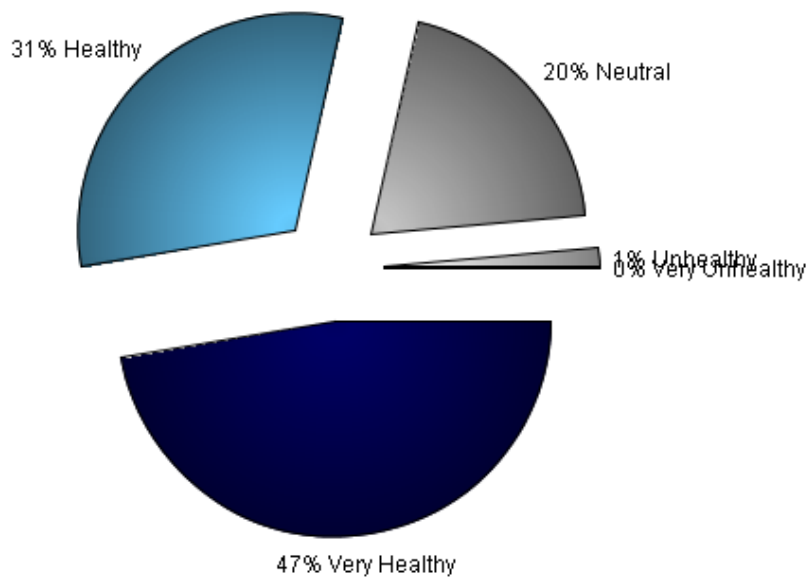
Parents' opinions about how much their child's school encourages or discourages walking and biking to/from school



Parents' opinions about how much fun walking and biking to/from school is for their child



Parents' opinions about how healthy walking and biking to/from school is for their child



Comments Section

SurveyID	Comment
751136	THE ROUTE AND DISTANCE IS IMPOSSIBLE FOR MY CHILD TO A BIKE OR WALK TO SCHOOL.
751142	THERE WOULD HAVE TO BE MAJOR CONSTRUCTION TO MAKE IT SAFE FOR MY KIDS TO BE ABLE TO WALK OR BIKE TO SCHOOL. QUESTION #15 - WHAT DIFFERENCE DOES THIS MAKE
751146	I WOULD ALLOW MY 2ND GRADER BIKE/WALK TO SCHOOL/HOME BUT SHE HAS TO CROSS ROUTE 7 AND ALSO PEOPLE DRIVE TO FAST AROUND HERE.
751159	IF THERE WERE AN ADULT TO BIKE WITH AND A SAFE CROSSING FROM MIDDLEBROOK ACROSS RT 7 TO FCS I WOULD BE WILLING TO ENCOURAGE BIKING TO SCHOOL. POSSIBLY A CROSSING GUARD LIGHT OR A BRIDGE OVER RTE 7. ALSO I'D LIKE TO SEE A SAFE BIKE PATH BETWEEN VATTS AND FCS.
751166	MY 4 GRADER AS WELL AS MY HIGH SCHOOL FRESHMAN DAUGHTER ALREADY RIDE TO SCHOOL HOWEVER BIKE TRAIL INFRASTRUCTURE REQUIRES EXTENSIVE IMPROVEMENT. NO BIKE PATHWAYS CURRENTLY EXIST IN FERRISBURGH.
751167	IF THERE WAS A MOVE ACCESSIBLE WALKING/BIKING PATH BETWEEN ROUND BARN ATKINS FARM & THE SCHOOL I WOULD LET THE KIDS WALK/BIKE TO SCHOOL. RIGHT NOW THERE IS NO DIRECT PATH - WE NEED TO ZIGZAG IN MANY DIRECTIONS. NEIGHBORS HAVE NOT ALWAYS BEEN VERY COOPERATIVE.
751197	MY DAUGHTER WOULD NEVER WALK OR BIKE FROM SCHOOL AS WE LIVE WAY TOO FAR AWAY
751145	INTERSECTION OF MIDDLEBROOK RD TO CROSS RTE 7 IS FAR TOO DANGEROUS TO SEND A CHILD. THE SPEED OF TRAFFIC IS TOO UNPREDICTABLE
751149	A BIKE PATH WOULD OPEN MANY POSSIBILITIES FOR MY 3 CHILDREN. WE WOULD LOVE TO ENCOURAGE A WALKING/BATH PATH TO SCHOOL!
751152	IF THERE WERE A PATH CONNECTING GREENBUSH RD TO LITTLE CHICAGO RD WE WOULD USE IT VERY OFTEN!
751163	THE ONLY REAL REASON MY CHILDREN DON'T REGULARLY WALK OR BIKE TO SCHOOL IS BECAUSE THERE IS NOT A SAFE PUBLIC ROUTE (NO SIDEWALK OR PUBLIC PATH)
751198	WE LIVE OVER 15 MILES FROM SCHOOL
751139	QUESTION #9 - PROBABLY NOT UNTIL 9TH GRADE BUT WON'T BE IN THAT SCHOOL THEN
751154	CROSSING ROUTE 7 IS THE BIGGEST DETERRENT FOR US.
751135	OUR AREA IS NOT A GOOD CHOICE FOR WALKING/BIKING TO SCHOOL DUE TO RURALNESS.
751144	GIVEN HOW FAR WE LIVE FROM SCHOOL MY KIDS WON'T EVER WALK OR RIDE TO SCHOOL.
751157	I WON'T EVEN LET MY SON WAIT FOR THE BUS AT THE END OF THE DRIVE WAY ALONE HERE ON RT 7 TOO MANY FREAKS IN THIS WORLD! YOU NEVER KNOW WHAT CAN HAPPEN.
751173	IT WOULD BE DIFFICULT TO ALLOW MY CHILD TO GO TO SCHOOL ON BIKE BECAUSE IF FRIENDS WOULD INVITE HIM TO GO BIKE RIDING SOMEWHERE ELSE INSTEAD OF COMING STRAIGHT HOME I THINK HE'D GO.
751203	QUESTION #9 - NOT ALONE ALONG W/ OTHER CHILDREN
751153	REALITY IN TODAYS WORLD: CHILDREN WALKING TO SCHOOL IS NOT A PRUDENT OPTION. THERE ARE HEALTHIER AND AFER OPTIONS FOR PHYSICAL FITNESS.
751174	WE LIVE IN WEST FERRISBURG SO I FEEL THIS SURVEY DOES NOT DIRECTLY APPLY TO US. I THINK WALKING OR BIKING IS A WONDERFUL FOR SOME STUDENTS ESPECIALLY STUDENTS WHO DON'T HAVE TO RIDE ON OR CROSS ROUTE 7 (VERY DANGEROUS).
751196	WE LIVE TO FAR FOR THE KIDS TO WALK OR BIKE.
751148	VERY LARGE DISTANCE TO SCHOOL 5 MILES. ROUTE 7 DANGEROUS HIGHWAY TO BE WALKING OR BIKING EVEN FOR ADULTS!!
751155	SOME COLLEGE COURSES

751186	I THINK WALKING/BIKING IS A GREAT IDEA BUT BECAUSE OF OUR DISTANCE FROM THE SCHOOL AND ROUTE 7 TRAFFIC IT'S NOT A REALISTIC IDEA AND HAVING OUR CHILD TAKE THE BUS IS QUICKER AND SAFER
751192	SOME COLLEGE COURSES
751140	WE LIVE 15 TO 20 MINUTES AWAY FROM SCHOOL (DRIVING) SO MY YOUNG CHILDREN WILL NOT BE WALKING OR BIKING TO FCS.
751164	THIS SURVEY IS NOT APPLICABLE AS WE LIVE TOO FAR TO DRIVE THERE ARE NO SIDEWALKS AND THE CARS ON OUR ROAD AND RT 7 GO TOO FAST.